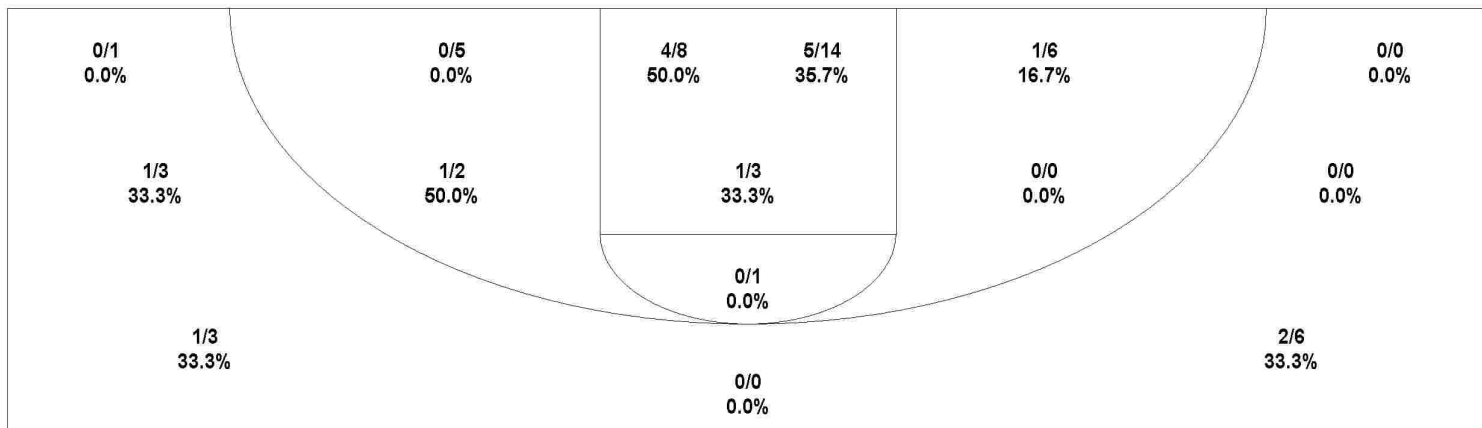
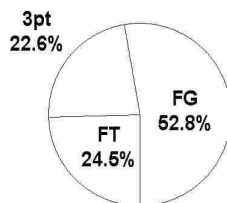


**2005 AHSAA State Basketball Championships - TEAM SHOT CHART for the Davidson Warriors**  
**Davidson Warriors vs. Bob Jones Patriots**  
**DATE: 03/03/2005 TIME: 12:00 SITE: BJCC**

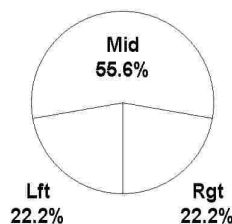


Shot Summary	M/A	%	PTS
3Pt FG	4/13	30.8%	12
2Pt FG	14/41	34.1%	28
Layups - L	1/1	100.0%	2
Layups - R	1/1	100.0%	2
Dunks	0/0	0.0%	0
Putbacks	0/0	0.0%	0
Overall Shooting	18/54	33.3%	40
Free Throws	13/21	61.9%	13
Total Points			53

Scoring Distribution




Scoring Locations



By Period	FG	FGA	FG%	3Pt	3PA	3P%	FT	FTA	FT%	PTS	ORB	DRB	TR	PF	AST	TO	BS	ST	P/S
1st Period	5	14	35.7	1	5	20.0	2	2	100	13	2	5	7	3	2	3	2	3	0.87
2nd Period	4	16	25.0	3	5	60.0	3	4	75.0	14	5	4	9	7	2	2	1	5	0.78
3rd Period	7	16	43.8	0	3	0.00	0	0	0.00	14	3	6	9	5	2	4	0	4	0.88
4th Period	2	8	25.0	0	0	0.00	8	15	53.3	12	0	10	10	6	1	9	0	1	0.80
Game	18	54	33.3	4	13	30.8	13	21	61.9	53	10	25	35	21	7	18	3	13	0.83

Scoring Breakdown



Scoring Range

